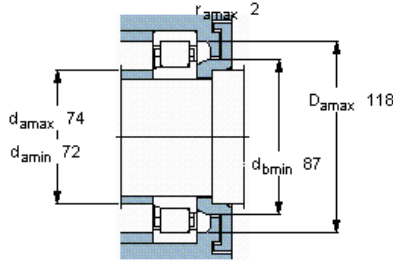
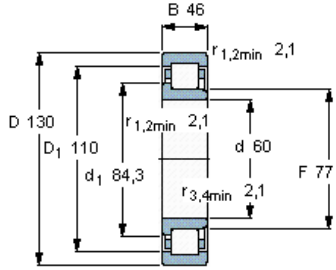
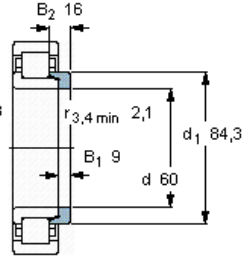


Cylindrical roller bearings, single row

Principal dimensions			Basic load ratings		Designation	Angle ring
d	D	B	dynamic C	static C0	<b>* SKF Explorer bearing</b>	Designation
mm			kN		-	-
<b>60</b>	130	46	260	265	NJ 2312 ECP *	HJ 2312 EC



**Calculation factors**  
 $k_r$  0,25  
 $e$  0,3     $Y$  0,4



HJ 2312 EC  
 Mass kg 0,24